

# 30-0098-55

## VENT WINDOW WEATHERSTRIP

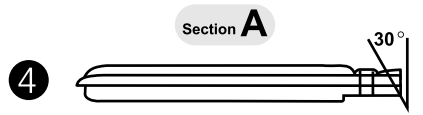
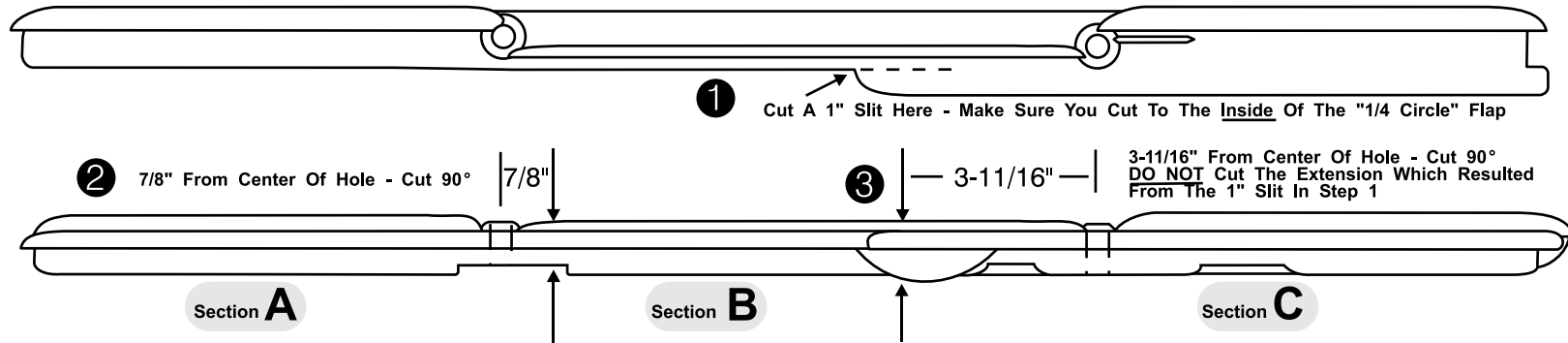


30-0098-55 Includes 1 Left Hand Strip (Drivers Side) & 1 Right Hand Strip (Passengers Side)

Each Strip needs to be cut into 3 sections.

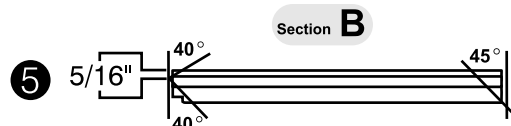
These Instructions Use The Drivers Side Strip To Illustrate The Cutting Points.

### Left Hand Strip (Drivers Side) - Top & Side Views

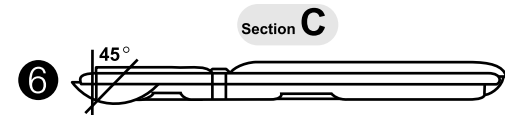


The Drivers Side Strip Is Now In 3 Sections. The Final Steps Are To Angle The Ends Which Were Cut.

Measure Approx. 30° As Shown On Section "A" And Trim Excess - Section "A" Is Done.



Measure Approx. 5/16" From Top Of Section "B" As Shown. Measure Approx. 40° Each Way As Shown, And Trim Excess. On The Other End Of Section "B" Measure Approx. 45° As Shown And Trim Excess. Section "B" Is Done.



Measure Approx. 45° As Shown On Section "C" And Trim Excess. **IMPORTANT!** - The Flap Which Resulted From The Slit In Step 1 **DOES NOT** Get Cut! Section "C" Is Done.

#### \*NOTE

Originals Of This Part Have Been Known To Vary Slightly. Subtle Additional Trimming May Be Necessary. It Is Helpful To Measure The Vent Window Frame Carefully And, If Possible, Use The Old Rubber As A Visual Guide.

